

Home learning – Year 3

Hello all,

Below is your timetable and information needed for home learning. The day will consist of 3 lessons, each taking about an hour each. These must be completed and returned so that they can be marked. The deadline for each day is 3.30pm. If you need any support or guidance please either email me rbligh@peckoverprimary.org or message me on class dojo.

I have also attached the links for the times table songs we are practising in school and Fridays Big Maths as I know how much the children enjoy this.

3x tables <https://www.youtube.com/watch?v=9XzfQUXqiYY>

4x tables <https://www.youtube.com/watch?v=9ue9Kux95H0>

8x tables <https://www.youtube.com/watch?v=0X620leUkYE>

Day	Lesson 1	Lesson 2	Lesson 3	Reading
Monday	Science – mummifying a tomato and completing the before table.	Maths- Time (follow the link And watch the lesson on time 21 minutes) https://classroom.thenational.academy/lessons/understanding-that-clocks-have-more-than-one-scale-64wpae?step=2&activity=worksheet	SPaG Conjunctions. BBC Bitesize Lesson on conjunctions	The amazing Adventures of Dex and Dood. Comprehension questions
Tuesday	Science – Writing a hypothesis.	Maths- Telling time to the nearest minute (21 minutes follow the link) https://classroom.thenational.academy/lessons/reading-analogue-time-to-the-nearest-minute-cd9kjd?step=2&activity=video	SPaG Inserting capital Letters	Extract from the BFG And comprehension Questions
Wednesday	Writing or drawing instructions for mummification.	Maths- Telling the time am and pm https://classroom.thenational.academy/lessons/telling-the-time-to-am-and-pm-68w3cd	SPaG BBC Bitesize Lesson on Verbs	Extract from Narnia And comprehension questions.
Thursday	Science- uncover tomatoes and complete table	Maths- Time- telling minutes past https://classroom.thenational.academy/lessons/telling-minutes-past-on-a-digital-clock-cguk2c	SPaG Adverbs	Extract from The Twits and comprehension Questions
Friday	Science evaluation and conclusion	Maths Time- Reading and ordering time https://classroom.thenational.academy/lessons/reading-and-ordering-time-presented-in-different-ways-64uk8c	Spag BBC Bitesize Pronouns	Extract from Harry Potter and the Philosopher stone and comprehension questions.



Monday- Mummifying a tomato

You will need:

2 tomatoes paper towel
Salt plastic container
Knife and spoon weighing scales

Instructions:

1. First, gather your equipment. You will be completing the first section of your table (before mummification).
You will need to write down: what your tomato looks like, smells like, its texture (what it feels like) and appearance (what it looks like).
2. Next, get the tomatoes and ask an adult to slice off the top. With the spoon scoop the insides out of both the tomatoes.
3. Then, using a paper towel dry the insides of both tomatoes. Fill one tomato with salt and leave the other tomato empty.
4. Finally, place both tomatoes in the plastic container and leave for a few days.

Tomato	Before mummification	Mummified tomato	Un-mummified tomato
Size			
Smell			
Weight			
Colour			
Texture			
Appearance			

Monday- Maths (Time)

Independent task

Look at each clock face on the task sheet.

Work out and write down what the minute hand is showing by reading the minute scale.

Then work out and write down what the hour hand is showing using the numbers.

Use these two pieces of information to write the correct time in words.

Check your answer makes sense.



The minute hand indicates _____.
The hour hand indicates between _____.
Therefore, I know the time is _____.



The minute hand indicates _____.
The hour hand indicates between _____.
Therefore, I know the time is _____.



The minute hand indicates _____.
The hour hand indicates between _____.
Therefore, I know the time is _____.







Monday – SpaG – conjunctions

Conjunction join a sentence together.

Use the conjunctions below to complete the sentences.

and but so because or

1. We wanted to go to the park, _____ it was raining.
2. It was a long journey, _____ I am really tired now.
3. I'm tired, _____ I didn't sleep last night.
4. It was my birthday, so we went to the cinema _____ the zoo.
5. I couldn't decide if I wanted chocolate _____ icecream for pudding.

<https://www.bbc.co.uk/bitesize/articles/zcdvpl+j> - watch the video on conjunctions and complete the task.

Monday reading

The Amazing adventures of Dex and Dood

It was early morning. Dex and Dood were out seeking adventure. When out together, Dex and Dood looked quite a strange sight! Dex was almost as tall as Dood, even though he travelled on four paws and so to nosy humans it often appeared that Dex was taking Dood for a walk rather than the other way round.

Dex was one of those sniffy sorts of dogs. A beagle to dog boffins or a bugle or master of the sniffs to most. His nose: large, wet and very sensitive hunted food but also adventure and sometimes the odd smelly sock or rubbish bin. He walked with his nose stuck to the floor, sniff...sniff...sniff...sniffing with his bottom and 'happy tail' wagging high in the air, swishing backwards and forwards, signalling the direction towards the adventure.

Questions

A) What are the names of the two characters?

B) What type of creature is Dexter?

C) What names describe Dexter? Tick three smelly brown and white master of sniffs sniffy bouncy bugle 17 Where was Dexter's nose as he walked?

D) How did Dexter move?

Give two ways.

1 _____

2 _____

E) What did both Dood and Dexter have in common? (the same)

Tuesday – Science (writing a hypothesis)

A hypothesis tells us what we think will happen in our experiment.

Your hypothesis might look something like this.

I predict that the tomato covered in salt will last longer. This is because salt can be used as a preservative. A preservative makes something last longer. I predict the tomato without salt will rot faster and will become very mouldy.

Your job is to write your hypothesis and draw a picture of your experiment.

Tuesday Maths- Telling the time to the nearest minute worksheet

Remember to be careful about how you count the 'minutes to' times as these can be slightly trickier than 'minutes past' times.



Tuesday SPaG- Inserting capital letters

A proper noun is the actual name of a person or a place.

James ran across the playground to talk to Kaitlyn.

James and Kaitlyn are both names of people - proper nouns.

Playground is a noun but it is not a name of a person or place.

Identify the proper nouns in these sentences.

1. As she woke up, Tania remembered it was her birthday.
2. When they visited London Zoo, they were able to feed the giraffes.
3. As a treat, the whole family visited Florida.

How do you know?

Identify the proper nouns in these sentences.

1. The capital city of France is Paris.
2. At the sleepover, Tom didn't stop talking.
3. It is very sad to think that African elephants are killed for their ivory.
4. The England women's cricket team won the tournament.

Tuesday- Guided reading.

The Giant took off his black cloak and hung it against the wall. Sophie saw that under the cloak he was wearing a sort of collarless shirt and a dirty old leather waistcoat that didn't seem to have any buttons. His trousers were faded green and were far too short in the legs. On his bare feet he was wearing a pair of ridiculous sandals that for some reason had holes cut along each side, with a large hole at the end where his toes stuck out. Sophie, crouching on the floor of the cave in her nightie, gazed back at him through thick steel-rimmed glasses. She was trembling like a leaf in the wind, and a finger of ice was running up and down the length of her spine.

'Ha!' shouted the Giant, walking forward and rubbing his hands together, 'What has us got here?' His booming voice rolled around the walls of the cave like a burst of thunder.



Tuesday Guided reading questions

1. Find and copy the word that means the same as funny.

2. Find and copy the simile used to describe how Sophie was shaking.

3. Where is the story set?

4. What colour are the BFGs trousers?

5. What material are the BFGs glasses made from?

Wednesday- Science -Today you are going to be writing your own instructions for mummification. (You may choose whether you base it on a tomato or a body).

Key Words

how to
you will need
equipment
ingredients
method

When words

first
next
then
when
after
before
while
lastly
finally

Doing words(verbs)

put
fold
press
turn
make
attach
cook
cut
place
take
hold
pull
wait
measure
check
look

Other helpful words

until
once
twice
don't
always
never
must
because
repeat
again
next to
under
over
against

How words (adverbs)

carefully
gently
slowly
firmly
evenly
sensibly



Writing instructions

Wednesday Maths – Telling the time AM and PM

Independent task

Decide whether these events happened before midday (a.m) or after midday (p.m)

Skye went to school at 9 o'clock _____

Lewis went home at 3 o'clock _____

Maria practised her recorder at 4 o'clock _____

Amanda had her lunch at half past twelve _____

Michael tidied his room at twenty past five _____

The moon shone through Tom's window at 3 o'clock _____

Write a sensible time for these events.
Remember to use a.m or p.m.

The sun rose at _____

I go to bed at _____

I went swimming at _____

I had lunch at _____

I had breakfast at _____

a)



11 o'clock

b)



c)




Wednesday SPaG – Verbs

<https://www.bbc.co.uk/bitesize/articles/zfc2mfr> - BBC Bitesize activity

<https://www.youtube.com/watch?v=AbCBbzQpRCU> watch the YouTube video verbs

1. Daniel ran in the race.
2. Lilly danced for her exam.
3. Jessica read her favourite books.
4. The rabbit hopped away quickly when the car came past.
5. The sun shone brightly.
6. Guinea pigs eat fresh vegetables.
7. Fish swim in deep and shallow waters.



Now choose 5 of the sentences above and rewrite them below, changing the verbs to make them more exciting.

Example: Daniel sprinted in the race.

Guided reading extract – Narnia

A light breeze sprang up which scattered drops of moisture from the swaying branches and carried cool, delicious scents against the faces of the travellers.

The trees began to come fully alive.

The larches and birches were covered with green, the laburnums with gold.

Soon the beech trees had put forth their delicate, transparent leaves.

As the travellers walked under them the light also became green.

A bee buzzed across their path.

"This is no thaw," said the dwarf, suddenly stopping. "This is Spring.

Narnia- comprehension questions

1. Find and copy the words used to describe the leaves.

2. Find and copy the words that means the same as clear.

3. What do they mean by 'scattered drops of moisture'?

4. What was the temperature?

5. What season is it?

Thursday science – complete the table for your un-mummified tomato and mummified tomato.

Tomato	Before mummification	Mummified tomato	Un-mummified tomato
Size			
Smell			
Weight			
Colour			
Texture			
Appearance			

What do you notice?

What is different between the mummified tomato and the un-mummified tomato?

Thursday Maths- Telling the time to the minute

Independent task

Match the digital and analogue clocks then write the time in words.















Thursday SPaG- Adverbs

An adverb describes a verb. It tells us how the activity is completed.

E.G: The man ran quickly (ran is the verb and quickly is the adverb).

Place an adverb in the sentences below.

The man _____ walked to work.

The girl _____ brushed her hair.

The women _____ sang the song.

The lion roared _____ in the zoo.

The trees blew _____ in the wind.

Write your own sentence including an adverb.

Thursday- Reading comprehension- The Twits

Mr Twit

Mr Twit was one of these very hairy-faced men. The whole of his face except for his forehead, his eyes and his nose was covered with thick hair. The stuff even sprouted in revolting tufts out of his nostrils and ear-holes.

Mr Twit felt that his hairiness made him look terrifically wise and grand. But in truth he was neither of these things. Mr Twit was a twit. He was born a twit. And now at the age of sixty, he was a bigger twit than ever.

The hair on Mr Twit's face didn't grow smooth and matted as it does on most hairy- faced men. It grew in spikes that stuck out straight like the bristles of a nailbrush.

And how often did Mr Twit wash this bristly nailbrushy face of his? The answer is NEVER, not even on Sundays.

He hadn't washed it for years.

1. How old is Mr Twit?

2. Find and copy the word that means the same as revolting

3. What is Mr Twit's face described as?

4. What did Mr Twit think his hairiness made him look like?

Friday Science – Writing your conclusion and evaluation.

Today you will be writing your conclusion and evaluation for your mummified tomato experiment.

In your conclusion you are going to tell me what happened to your tomatoes.

Use these sentence structures to help you:

My hypothesis for the tomatoes was correct/ incorrect

I predicted the tomato with salt would.....

My prediction was correct/ incorrect because

I predicted the tomato without salt would

My prediction was correct/ incorrect because

You then need to write your evaluation. In your evaluation you tell the reader what went well in your experiment and what you would improve.

In the experiment the _____ worked really well....

If I had to improve the experiment, I would.....

If I had to complete the experiment again, I would improve.....

The experiment has taught me that

Friday Maths- ordering time

1. Will be the earliest time and 3 will be the latest time.

Independent task

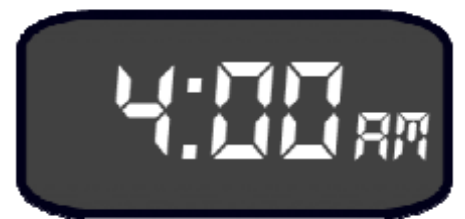
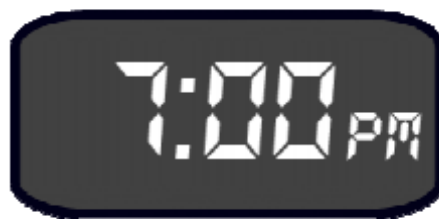
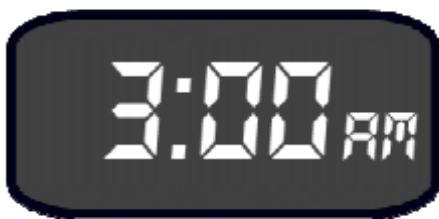
Look at each set. Number the boxes underneath each clock to order from earliest to latest.

		
<input type="text"/>	<input type="text"/>	<input type="text"/>

		5 to 12 in the morning
<input type="text"/>	<input type="text"/>	<input type="text"/>

		
<input type="text"/>	<input type="text"/>	<input type="text"/>

	10 to 6 in the morning	
<input type="text"/>	<input type="text"/>	<input type="text"/>



Friday SPaG- Pronouns

<https://www.bbc.co.uk/bitesize/articles/zjsnm39>

Highlight the pronouns in the sentences below.

I went to the park to play on the swings.

She played hopscotch with her friends.

We went to the shops to buy ice-cream.

He told the teacher that they had finished their test.

I have a plan, she said.

We can all play together.

She went to the cinema with her brother.

I decided to bake a cake.

The children went to the shops because they wanted some sweets.

Guided reading- Harry Potter and the philosophers stone

Harry Potter and the Philosopher's Stone

Nearly ten years had passed since the Dursleys had woken up to find their nephew on the front step, but Privet Drive had hardly changed at all. The sun rose on the same tidy front gardens and lit up the brass number four on the Dursleys' front door; it crept into their living room, which was almost exactly the same as it had been on the night when Mr. Dursley had seen that fateful news report about the owls. Only the photographs on the mantelpiece really showed how much time had passed. Ten years ago, there had been lots of pictures of what looked like a large pink beach ball wearing different-colored bonnets - but Dudley Dursley was no longer a baby, and now the photographs showed a large blonde boy riding his first bicycle, on a carousel at the fair, playing a computer game with his father, being hugged and kissed by his mother. The room held no sign at all that another boy lived in the house, too.

Yet Harry Potter was still there, asleep at the moment, but not for long. His Aunt Petunia was awake and it was her shrill voice that made the first noise of the day.

"Up! Get up! Now!"

Harry woke with a start. His aunt rapped on the door again.

"Up!" she screeched. Harry heard her walking toward the kitchen and then the sound of the frying pan being put on the stove. He rolled onto his back and tried to remember the dream he had been having. It had been a good one. There had been a flying motorcycle in it. He had a funny feeling he'd had the same dream before.

Comprehension questions

1. How long has Harry lived with the Dursleys?

2. What street do the Dursleys live on?

3. What was special about this day?

4. What had appeared in Harry's dream?

5. What house number did the Dursleys live at?


Big Maths

SAFE 10


SET: 10

/10


1 Tick the horizontal line



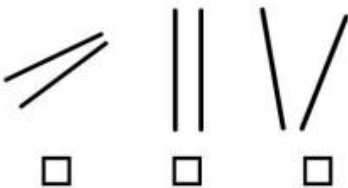
4 Write in >, <, or =



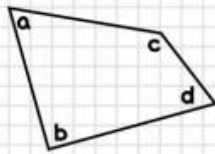
7 Write as a fraction



2 Tick the parallel lines

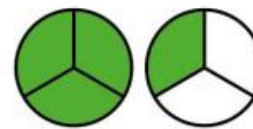


5

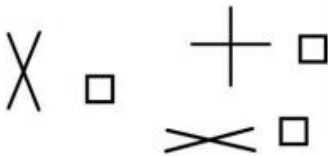


_____ is a right angle

8 Write as a mixed number



3 Tick the perpendicular lines



6 Tick which is true?

$\frac{2}{2} = 1$ $\frac{4}{5} = 1$
 $\frac{3}{4} = 1$

9

$\frac{2}{8} + \frac{5}{8} =$

10

$4 + 3 + \frac{3}{4} =$



MY LAST SCORE?!

HAVE I BEAT THAT?!





LEARN ITS Challenges!

Steps 8, 9 & 10

Name:

Class:

Date:

Step 8

$5 \times 6 =$	$8 + 9 =$
$1 \times 5 =$	$5 \times 9 =$
$5 \times 5 =$	$8 + 7 =$
$2 \times 5 =$	$10 \times 5 =$
$7 + 6 =$	$6 + 5 =$
$5 \times 7 =$	$8 \times 5 =$
$5 + 4 =$	$5 \times 3 =$
$5 \times 4 =$	

Step 9

$1 \times 2 =$	$5 + 8 =$
$7 + 5 =$	$2 \times 9 =$
$10 \times 2 =$	$6 + 9 =$
$2 \times 3 =$	$2 \times 2 =$
$7 + 9 =$	$5 \times 2 =$
$2 \times 8 =$	$5 + 9 =$
$6 \times 2 =$	$7 \times 2 =$
$8 + 6 =$	$2 \times 4 =$

Step 10

$3 \times 4 =$	$8 \times 3 =$
$10 \times 3 =$	$3 \times 6 =$
$1 \times 3 =$	$3 \times 3 =$
$3 \times 9 =$	$5 \times 3 =$
$7 \times 3 =$	$3 \times 2 =$

SET: 10

Score:



Name:

Class:

Date:

1 **483**

2 $4000 + 5000 =$

3 Double 85 is

Half of 900 is

4 $64 + \square = 100$

5 $56 \times 10 =$
 $840 \div 10 =$

6 $36 + 88 =$

7 $100 - 63 =$

8 $25 \div 3 =$

9
$$\begin{array}{r} 67 \\ + 86 \\ \hline \end{array}$$

10
$$\begin{array}{r} 94 \\ - 38 \\ \hline \end{array}$$

