

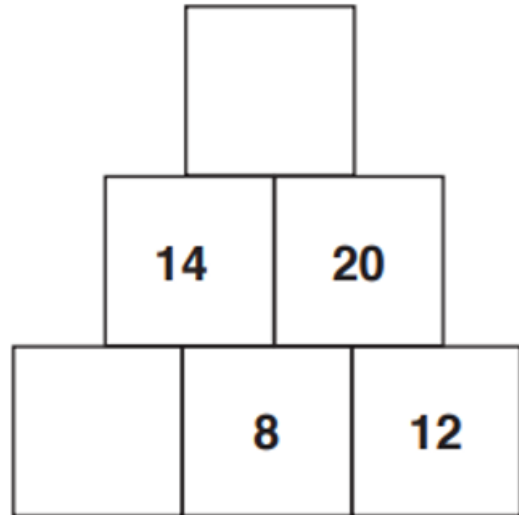
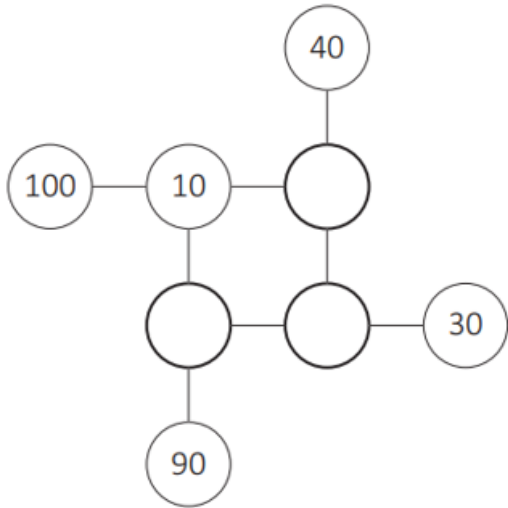
Friday 26th March 2021

Today, we would like you to email a photo of your work to [Mrs Thompson](mailto:LThompson@peckoverprimary.org). Don't forget to add your name in the subject of the email.

LThompson@peckoverprimary.org

Lesson 1 – Morning Task.

Complete this puzzle so that each line adds up to 120.



Lesson 2 – Reading

Tigers

What Do Tigers Look Like?

Tigers are mammals. They are the biggest of the big cat family. Most tigers have orange fur with black stripes on their body. Some tigers have black or white fur with light brown stripes. The stripes help to camouflage the tigers when they are hunting for their prey. The markings on every tiger are different, a bit like human fingerprints.

They have long legs to help them run fast and sharp claws to catch and kill their food. They also have a very long tail.



Did You Know...?

Unlike other cats, tigers love water and are fantastic swimmers.

Where Do Tigers Live?

Tigers that live in the wild live in Asia. Some live in the cold parts of the north, others live in the south where it is hotter. Tigers live in different types of forests. They like to live and hunt on their own and mark their territory by scratching marks on trees with their powerful claws.



Sadly, tiger habitats are being destroyed and people hunt them for their fur. This means tigers are now endangered. Most are living in captivity, in places like a zoo or wildlife sanctuaries, to protect them.

What Do Tigers Eat?

Tigers are carnivorous (they only eat meat). They like to hunt for food at night. They silently stalk their prey and then pounce, biting it with their strong, sharp teeth. Tigers eat pigs, rhinos, deer, cows and horses, as well as other smaller animals.

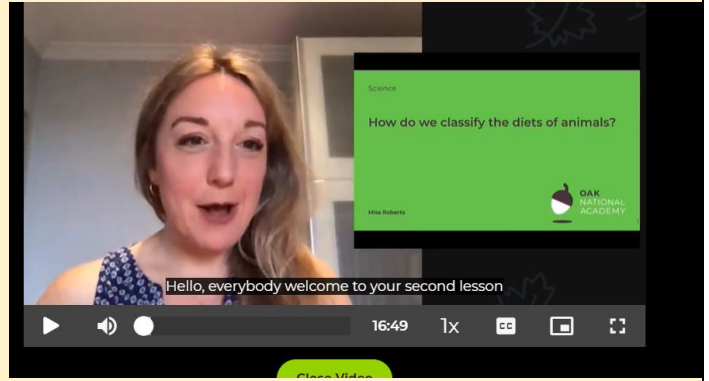


1. Find and copy a word which means the same as "hide."
2. What is different about tigers and the sorts of cat people have in their homes?
3. Where do most wild tigers live?
4. How do tigers mark their territory?
5. Why are lots of tigers living in captivity?
6. Find and copy a word which means "they only eat meat."

Lesson 3 – Science – Ecosystems

Today, we will be starting to build our knowledge of plants and animals in preparation for our next topic – rainforests. Click on the link below to access your virtual lesson with Science teacher Miss Roberts. Don't forget to click on the next button or the green circles at the bottom of the screen to make sure you have completed all the different parts of the lesson.

<https://classroom.thenationalacademy/lessons/how-do-we-classify-the-diets-of-animals-6rup2c>



Lesson 4 – Wider Curriculum

We would LOVE to use your talents to decorate our classroom for our upcoming rainforest topic. Choose one of the ideas below to create a beautiful piece of work to go on display in our rainforest themed classroom when we come back to school. Keep working on the project you started yesterday.